


INTRIM®

Intrim 800 Series Shadowline® System



**Create Seamless Shadowline®
the Easy Way!**

MAKING INTERIORS
Spectacular

Intrim 800 Series Shadowline® System

Eliminate the inconvenience of a traditional shadowline angle and save time with the 800 series skirting and door jamb system.

- DJ800 FJ Pine Shadowline® Door Jamb to suit both 70mm and 90mm stud widths and various door rebates. Standard thickness is 40mm and 30mm available upon request.
- SK800 Shadowline® Skirting Board to suit 10mm and 13mm plasterboard thickness.

Profiles



Intrim SK800 Shadowline® Skirting

Overall Height:	90mm, 115mm, 135mm, 185mm, 230mm, 285mm
Thickness:	12mm, 15mm (12mm for 10mm plasterboard, 15mm for 13mm plasterboard)
Shadowline® Groove:	10mm high x 6mm deep
Material Options:	FJ Pine Primed, MR MDF Primed
Notes:	Overall height less 25mm is the height to the top of the 10mm Shadowline® groove. See diagram 1.




Intrim SK800FR Fire Rated Shadowline® Skirting

Overall Height:	90mm, 115mm, 135mm, 185mm, 230mm, 285mm
Thickness:	18mm
Shadowline® Groove:	10mm high x 6mm deep
Material Options:	FR MDF Primed
Notes:	Intrim's Shadowline® SK800 Fire Rated Skirting board has been tested and meets AS1530.4-2014 fire rating standards achieving a FRL:-/60/60.



Intrim 2 Piece Shadowline® Skirting

Overall Height:	90mm, 115mm, 135mm, 185mm, 230mm, 285mm
Thickness:	SK801-802 12mm, SK803-804 15mm
Shadowline® Groove:	10mm high x 6mm deep
Material Options:	FJ Pine Primed, MR MDF Primed
Notes:	For floor finish where skirting is to be installed over floor. Overall height less 42mm is the height to the top of the 10mm Shadowline® groove.



Intrim SK805 Shadowline® Skirting

Overall Height:	66mm, 90mm, 115mm, 135mm, 185mm, 230mm, 285mm
Thickness:	12mm, 15mm
Shadowline® Groove:	5mm high x 5mm deep
Material Options:	FJ Pine Primed, MR MDF Primed
Notes:	Overall height less 25mm is the height to the top of the 5mm Shadowline® groove.

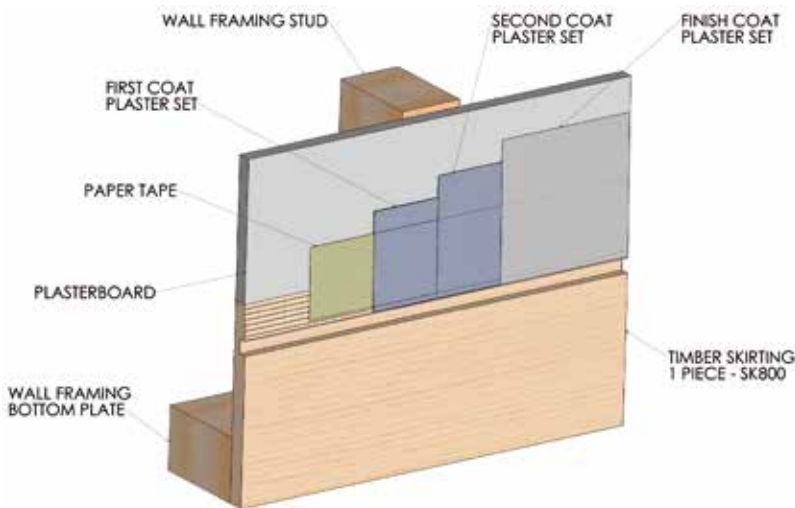


Shadowline® DJ800 Door Jamb

Width:	Manufactured to suit specific wall combination.
Thickness:	30mm, 40mm
Material Options:	FJ Pine, FJ Pine Primed
Notes:	See diagram 3. Various rebate sizes available to suit different door thickness.

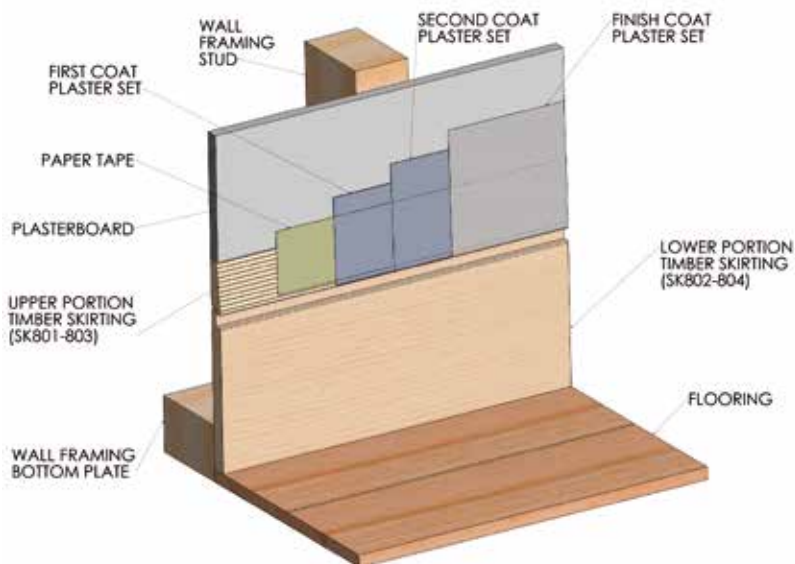
800 SERIES - INTRIM 1 PIECE SHADOWLINE® SKIRTING DETAIL

DIAGRAM 1



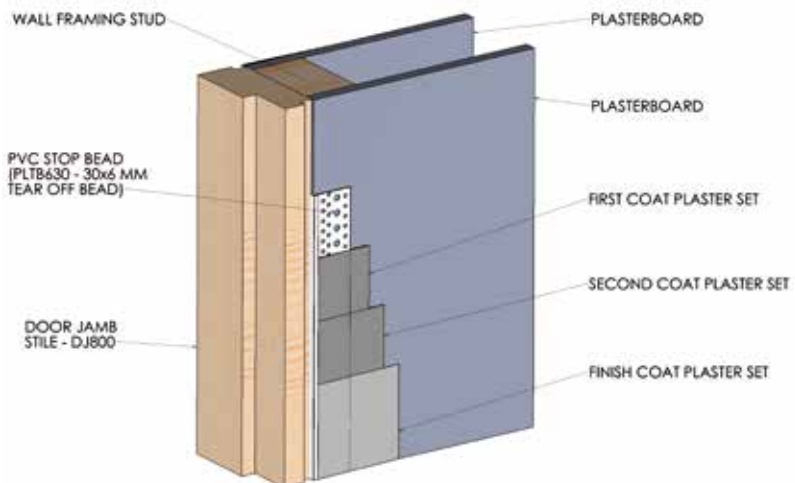
800 SERIES - INTRIM 2 PIECE SHADOWLINE® SYSTEM

DIAGRAM 2



800 SERIES - INTRIM SHADOWLINE® DOOR JAMB DETAIL

DIAGRAM 3



Australian Patent No. AU 2018101091, 2018 and AU 2014100509, 2014

- Create seamless Shadowline® skirting & door jambs the easy way

- Fast, neat & eliminates the inconvenience of a metal or PVC 10mm Shadowline® bead

- Reduce your building costs & SAVE 30% installation time with Intrim's system

- Available pre-primed in MDF & finger-jointed pine



Benefits



1. At what stage of my project is the Intrim 800 Series Shadowline® door jamb and skirting installed?

They are both installed prior to the plasterboard installation. Door jambs are assembled by forming mitre joints where the head joins the stiles as opposed to the traditional half joint.

The door jamb is then installed and packed plumb and level. It is critical that the jamb material is centrally located over the framing material and runs parallel with the framing material so that the PVC (PLTB 630) plaster stop bead fits neatly against the door jamb material.

Skirting is installed to fit tightly between the door jambs (see detail).

The plasterboard sheets are then installed tight against the back face of the 800 Series door jamb and on top of 800 Series skirting.

The PVC (PLTB 630) stop bead is then installed to surround the door jambs. All joints between the bottom edge of plasterboard sheeting and top edge of shadowline skirting are to be plaster set and must also include reinforcing joint paper tape when setting. Also plaster set all PVC stop beads surrounding the door jambs.

2. What if my flooring needs to be installed after gyprock installed?

Intrim's Two Piece Shadowline® SK801-802 and SK803-804 systems have been created to solve this problem! It allows for removal of the bottom piece of skirting so that flooring can be installed and then the Shadowline® skirting piece replaced and fixed in place over the top of the flooring.

3. Is the Intrim 800 Series Door Jamb available in different section sizes to suit different width wall framing and plasterboard thicknesses?

Yes. We are able to manufacture these to suit any application.

4. Is Shadowline® 800 Series skirting suitable for carpet and timber flooring applications?

Yes. The one piece SK800 profile is suitable for carpet finish and the 2 piece profile is used in timber or tile flooring applications. Please call 1800 622 081 for details on the two piece skirting for timber flooring or tile applications.

View installation video at

www.intrimmouldings.com.au/shadowline-system

INTRIM®

P 1800 622 081

E info@intrimmouldings.com.au

intrimmouldings.com.au

EST. 1993

NATIONWIDE DELIVERY

MAKING INTERIORS

Spectacular