

**SHADOWLINE ENQUIRY FORM**

**Please complete this form, so we can complete your enquiry.**

**PROPOSAL NO:** ..... **DATE:** .....

**CLIENT NAME:** .....

**DELIVERY ADDRESS:** .....

**SITE CONTACT:** ..... **CONTACT PH. NO:** .....

**SK800 SHADOWLINE SKIRTINGS**

**Please provide the height, in millimetres, to the bottom of the Shadowline groove, the overall height and the thickness of the skirting, based on the plasterboard being used.**

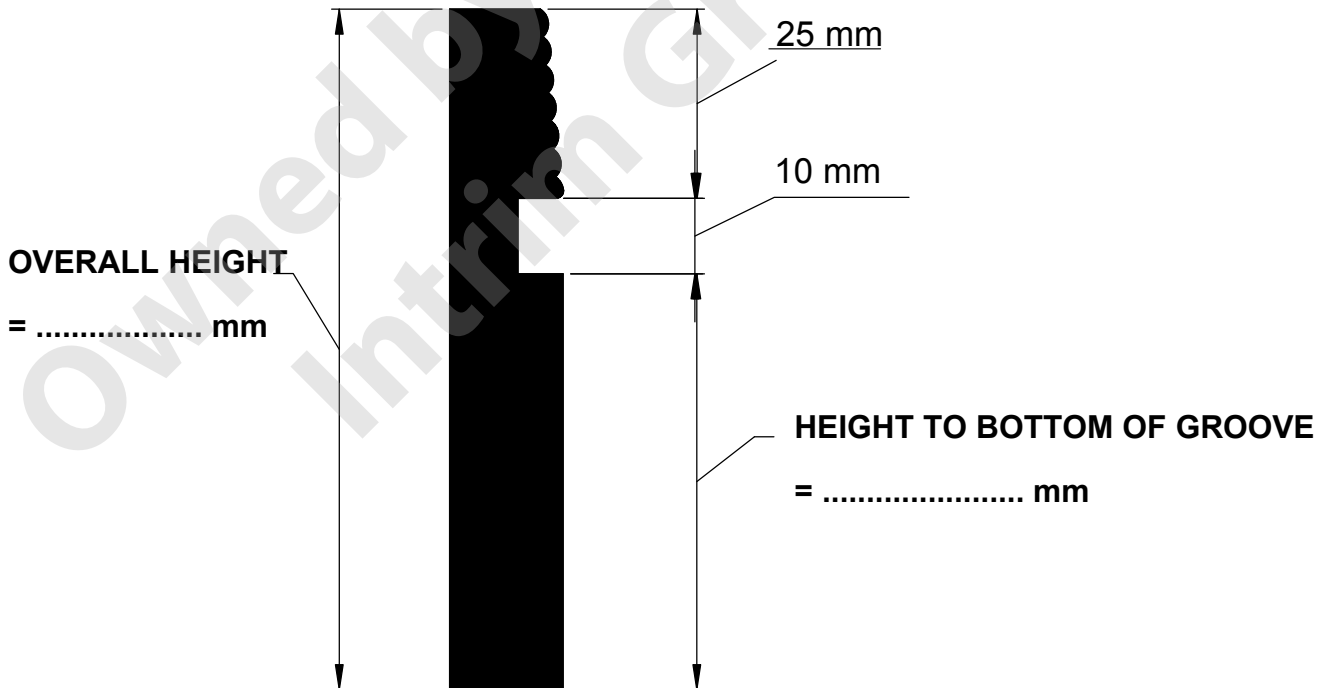
**MATERIAL:**

**MDF - SECTION SIZE:** ..... **QTY**..... @ 5.4m

**FINGER JOINTED PINE - SECTION SIZE:** ..... **QTY**..... @ 5.4m

**PRIMED**

**UNPRIMED/RAW**



**SKIRTING THICKNESS = ..... mm**

**12mm for use with 10mm plasterboard**

**15mm for use with 13mm plasterboard**

**SHADOWLINE ENQUIRY FORM**

**Please complete this form, so we can complete your enquiry.**

**DJ800 DOOR JAMB - 30mm THICK FINISH**

Please provide the measurements, in millimetres, of the wall stud width, the door jamb width and the plasterboard thickness.

**MATERIAL:**

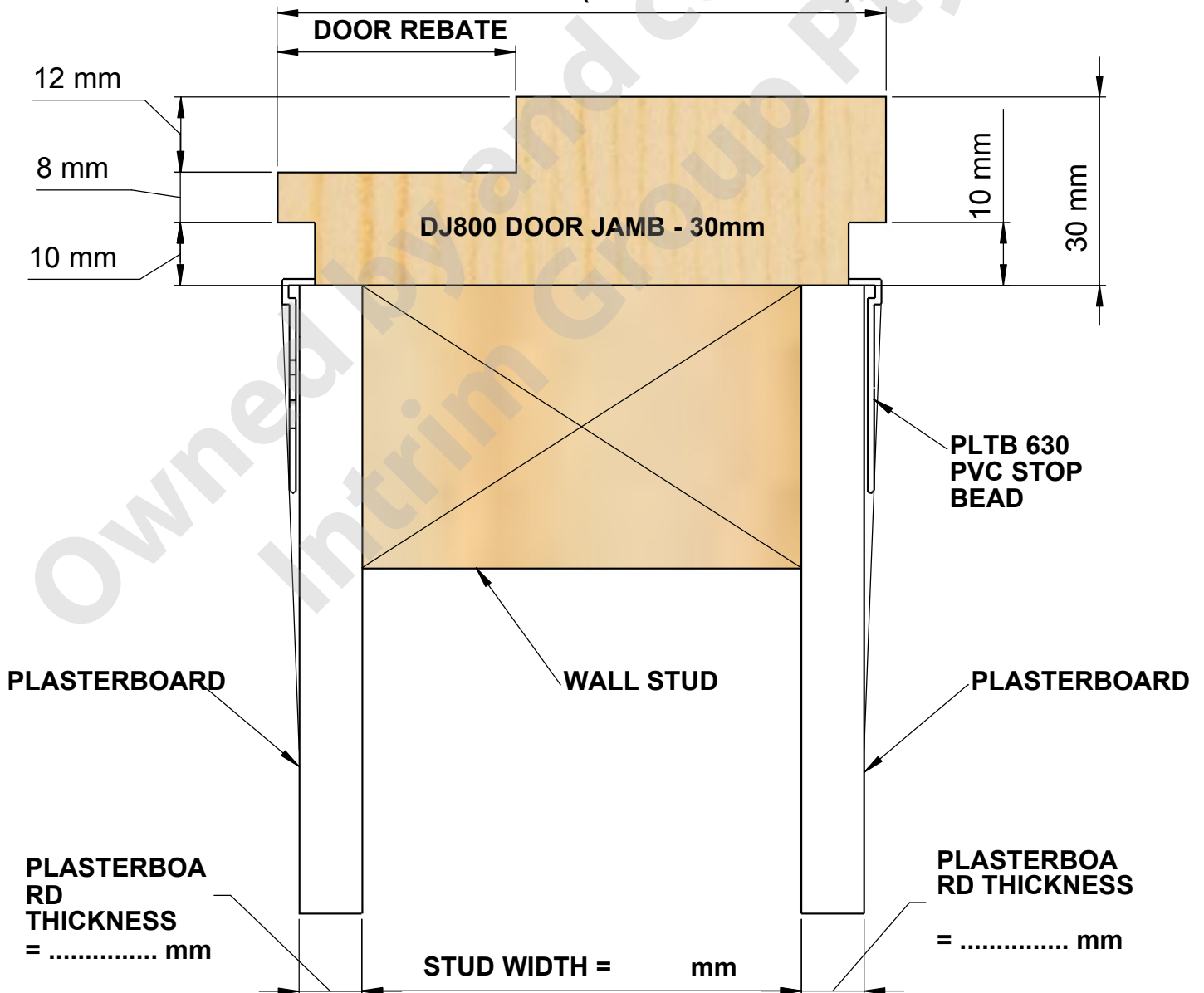
**FINGER JOINTED PINE - SECTION SIZE: ..... QTY..... @ 5.4m**

**PRIMED**

**UNPRIMED/RAW**

**PLASTERBOARD + STUD WIDTH + PLASTERBOARD + 7mm CLEARANCE**

**= ..... mm (DOOR JAMB WIDTH)**



**sales@intrimgroup.com.au**

**INTRIM®**

**SHADOWLINE ENQUIRY FORM**

**Please complete this form, so we can complete your enquiry.**

**DJ800 DOOR JAMB - 40mm THICK FINISH**

Please provide the measurements, in millimetres, of the wall stud width, the door jamb width and the plasterboard thickness.

**MATERIAL:**

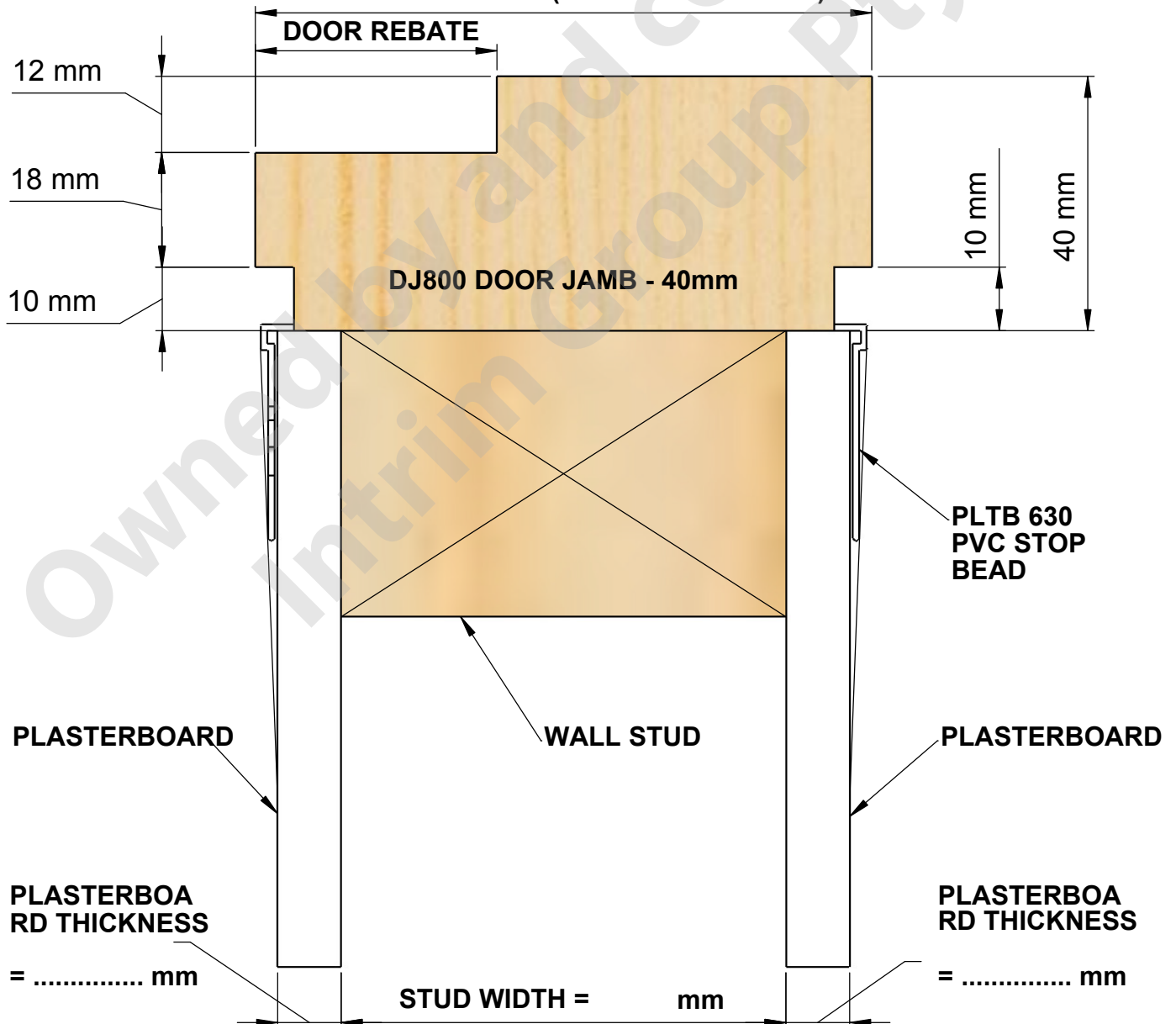
**FINGER JOINTED PINE - SECTION SIZE: ..... QTY..... @ 5.4m**

**PRIMED**

**UNPRIMED/RAW**

**PLASTERBOARD + STUD WIDTH + PLASTERBOARD + 7mm CLEARANCE**

**= .....mm (DOOR JAMB WIDTH)**



**sales@intrimgroup.com.au**

**INTRIM®**